



# Elegance on the 17th Floor


*by Alana Willis*



**Dr.** Joel Cherdack's high-rise condominium is a paragon of urban living. Located in the heart of Downtown Denver, the condo – which was once used by Dr. Cherdack as a rental property, now gives him the freedom and convenience of living right in the middle of everything. >>







**“With a small space, every inch has to be accounted for.”**



Dr. Cherdack in his newly-renovated kitchen

Dr. Cherdack wanted an open floor plan that would enable cooking while enjoying guests' company, and a design that would take advantage of views of the Denver skyline. So he turned to Joseph Moore Design to come up with fresh, inventive ideas to make the most of his 8-by-10 kitchen space.

"With a small space, every inch has to be accounted for," explains Joseph Moore, who faced space-related challenges with nearly every aspect of the kitchen renovation. For example, a standard 36-inch kitchen sink would not fit in a kitchen that only accommodated a 27-inch sink. Challenges with the low, seven foot ceiling forced a creative custom cabinet design with half-sized toe kicks. The crown molding around the upper cabinets had to be scaled to 2.5 inches instead of the 3-to-4 inch molding more commonly used – a necessary adjustment to draw the eye upward to create an illusion of a higher ceiling. Recessed can lighting, in lieu of pendant light fixtures, further helped create proportionality and maximized the space.

Moore, who has been in the design business for 29 years, hand-rendered the kitchen concept, and then worked closely with general contractor, Michael Fehr of Rainbow





**“We just had our best friends over for the first dinner party since the renovation. Everyone was really impressed, and it was as if we had moved into an entirely new, luxury condo!”**



Builders, to get the project off the ground. One of the first things the crew did to achieve an open space was remove a section of wall and add an island/wet bar for improved utility and an organic flow from kitchen to living area.

“By removing one wall, we gained an island to gather around, with 180-degree views from Pikes Peak across the Front Range to downtown Denver,” says Michael Fehr.

White cabinets by Decora frame stainless steel KitchenAid appliances, chosen by Dr. Cherdack who loves to cook. “They had the best products for the pricing,” he says. The dishwasher is extremely quiet at only 39 decibels, and includes a third top rack with hidden controls and a contemporary, professional handle. A KitchenAid slide-in range with front controls, matching handle, and a down-draft air ventilation system replaces the need for a hood and further preserves the skyline views and open feel of the kitchen. A slightly narrower bottom freezer refrigerator allows for more fresh food space and conserves cabinet storage. This refrigerator again features the satin textured handles with iconic KitchenAid brand Medallions and a beautiful chrome frame.

Granite countertops in an appealing white and grey swirl pattern pick up the colors of both walls and cabinets, while a subway-tile backsplash by Ann Sacks (cut in a custom size because of ceiling height constraints) subtly ties it all together.

Koln flooring in natural color adds a traditional element that balances the kitchen’s whites and grays. Perhaps best of all, ceiling-to-floor windows provide the perfect backdrop for this inviting open space – a mind-blowing view of the mountains and cityscape that can only be



found in downtown Denver.

Dr. Cherdack, who shares his newly-renovated condo with girlfriend, DesiRae Kraft, is ecstatic with the end result of their long-anticipated kitchen remodel. “We had been planning this renovation for several years and we were really excited to have completed the kitchen last year,” he says. “We just had our best friends over for the first dinner party since the renovation. Everyone was really impressed, and it was as if we had moved into an entirely new, luxury condo!”

Looking back, Dr. Cherdack adds, “It was great to use a designer that can look at the dimensions of a room and can reduce the proportions to get everything that you need.” With the challenges that this space posed, without that vision, without patience, and without Joseph Moore’s adjustments, this space just wouldn’t have the same fit and feel. Well done!

*Appliances by*

**KitchenAid**

#### **Joseph Moore Design**

Joseph Moore of Joseph Moore Design provides interior architectural services. Joseph hand-renders detailed space plans and precise construction documents for the remodeling of your home. A complete analysis of your space results in a solution to improve circulation, livability and a workable plan. He is able to offer a range of design finishes and an overall aesthetic direction to choose what best represents your style and taste.

#### **Rainbow Builders Inc.**

Rainbow Builders is a full spectrum builder. The company has been providing quality workmanship at an affordable price for going on 15 years. Rainbow Builders Inc. has the flexibility to handle kitchen or bath remodels, home additions and new builds.

**JOSEPH MOORE DESIGN**

**303-667-4037**

**JosephMooreDesign.com**



**A FULL SPECTRUM BUILDER**  
*Custom Homes & Remodeling*

**720-314-0453**

**SkateFehr@comcast.net**